


Hausa

Jagora kan yadda za a yi amfani da Layin
Waya da Manhajoji

Saukar da wata Manhaja

Yadda za ku saita manhajarku ta NHS



Jagora kan yadda za a yi amfani da Layin Waya da Manhajoji


Jagora kan yadda za a yi amfani da Layin Waya

Yadda za a canja Layin Waya

1. A kashe waya
 - a. Wayar Anduroid: A danna kana a matse madannin Kunnawa da Kashe waya can ta sama ko ta gefen wayar, kana sai a danna "Kashe waya" ta sikirin dɪn wayar.
 - b. Wayar iPhone: A danna kana a matse madannin Kunnawa da Kashe waya can ta gefe ko ta saman wayar, ya dai danganta da wace irin zubin wayar ce, har sai wurin kashewa ko kunna wayar ya fito. Daga nan sai a danna a kuma jawo madannin kashewar don a kashe wayar.
2. A gano inda ake saka Layin waya wanda za a same shi ta gefen wayar. Za a gan shi wani dɪn siririn mazurari mai dɪn da wani dɪn dɪgo.
3. A cire inda ake zura Layin wayar ta hanyar amfani da 'yar allurar da aka samar don cirewa, za a danna shi a cikin dɪn ramın har sai inda ake zura layin wayar ya fito.



4. A fito da Layin waya a hankali ko a juya mazurarin saman wani abu mai taushi.



5. Ku saka sabon Layin wayarku cikin mazurarin. Layin waya zai iya shiga ta hanya ɗaya ne kawai kuma babu bukatar sai an sa ƙarfi wajen saka shi. Akwai wata 'yar ƙusurwa a mazurarin wacce ke taimaka wa Layin waya ya zauna ɗaraf a mazurarin.

6. A zura mazurarin cikin wayar har sai ya ɗamfaru da jikin wayar ya kuma saje da marfin waya.



7. Ku knna wayarku ta hanyar danna madannin nan dai da aka danna yayin kashewa.

Za a iya samun ƙarin bayanai a shafukan yanar gizo da suka dace:

A yi sikanin ɗin lambobin QR don samun bayanan da kuke bukata. Ku saita kyamarar wayarku ta ɗauki lambobin da ke a kasa. Kyamarar za ta

iya dɓaukar lamba guda ce a lokaci dɓaya. Sai ku danna mahadin shiga intanet da ya fito don ya kai ku zuwa shafin yanar gizon.

Jagora don Wayar Samsung	Jagora don Wayar Anduroyid	Jagora don Wayar Apple iPhone
		

Tushen Bayani: <https://www.wikihow.com/Switch-SIM-Cards>

Zuba kuɗi a sabon Layin wayarku

Layukan wayar kamfanin sadarwar O2

Za ku samu saƙon wata lamba a kowane wata wanda zai samar muku da data mai yawan gig 25 tare da damar yin kira kyauta da aikawa da rubutaccen saƙo. Za ku dinga samun sakwannin lambobin har na tsawon shekara ɗaya.

1. Ku danna 4444.
2. Danna zaɓi na 1 don zuba kuɗi a wayarku.
3. Danna zaɓi na 2 don zuba kuɗi ta tsarin boca kana ku jira har sai an kammala nuna talla.
4. Ku shigar da lambobi guda 16 da aka aika muku ta rubutaccen saƙo.
5. Da zarar kun ji tabbacin cewar kuɗin sun shiga to kuna iya kashe kiran.
6. Za ku samu wani saƙo na tabbatar da cewa an yi nasarar sa kuɗin.

Layukan wayar kamfanin sadarwar Vodafone

Ba ku da buƙatar sai kun zuba kuɗi a Layin wayarku kuma za ku samu data mai yawan gig 40, tare da damar yin kira kyauta da aikawa da rubutaccen saƙo na tsawon watanni 6.

Layukan wayar kamfanin sadarwar Three

Ba sai kun sa kuɗi ba a Layin wayarku kuma za ku samu data mai yawan gig 24 don ku yi amfani da ita.

Cigaba da riƙe lambar wayarku

Abu ne mai yiwuwa ku ci gaba da riƙe lambar wayarku ta yanzu. Idan kuna son yin hakan, to akwai buƙatar ku kira kamfaninku na waya don neman buƙatar su ba ku lambarku ta izinin canja layi wato PAC. Idan kun samo lambar PAC ɗinku, to sai ku yi amfani da lambobin da ke a kasa don kiran kamfaninku na Layin Waya. Ku shaida musu cewar kuna so ne ku mayar da tsohuwar lambar wayarku zuwa ga sabon Layin wayarku.

Domin tsarin kamfanin sadarwar O2, ku kira 4445 da wayarku mai dauke da Layin waya samfurin 02, ko kuma idan da wata waya ce ta daban sai ku kira wannan lambar 0344 8090222.

Don tsarin Layin waya na kamfanin sadarwar Three, ku kira 500 da wayarku, ko kuma idan da wata wayar ce ta daban sai ku kira 0333 338 1001.

A kamfanin sadarwar Vodafone, ku kira 191 daga wayarku mai dauke da layin kamfanin Vodafone a cikinta; ko kuma daga ko wace irin waya ku kira 0333 304 0191.


Saukar da wata Manhaja

Manhaja ko manhajoji wasu kananan tsarurruka ne da aka tsara don su yi aiki a wayoyinku. Za su ba ku damar yin wasu ayyuka keɓantattu kamar su samun sakamakon gwajinku a manhajar NHS. Don girke wata manhaja a wayarku, ku ɗan duba waɗannan sharuɗɗan.

Amma fa ku san cewa saukar da wata manhaja a wayarku na iya cin datar wayarku. Sai dai za ku iya zaɓar ku yi aiki da Wi-Fi na jama'a don tattalin datar wayarku.

Wayar Anduroyid

1. Ku gano sannan ku buɗe manhajar “Rumbun Manhajoji” wato “Play Store” ta hanyar taɓa alamar manhajar.



2. Taɓa wurin da ake nemo abubuwa a wurin nema wanda yake kusa da gilashi mai kara girman rubutu.



3. Nemo manhajar da kuke so. Ku sani cewa akwai wasu manhajojin da sai an biya sannan za a iya sauke su, ko kuma waɗanda ke da “manhajojin ciki” na kuɗi waɗanda suke ba na tilas ba da sai kun biya kafin amfani da su.
4. Taɓa alamar girke manhaja (don manhajojin da ba na kuɗi ba) ko farashin manhaja (don manhajoji na kuɗi).
5. Bayan kun girke manhajar, za a gan ta a wayarku.

Wayar iPhone

1. Ku gano sannan ku buɗe manhajar “Rumbun Manhajoji” wato “App Store” ta hanyar taɓa alamar manhajar.



2. Dangwali gilashi mai kara girman rubutu



3. Nemo manhajar da kuke so. Ku sani cewa akwai wasu manhajojin da sai an biya sannan za a iya sauke su, ko kuma waƙanda ke da “manhajojin ciki” na kuɗi waƙanda suke ba na tilas ba da sai kun biya kafin amfani da su.
4. Taba alamar samun manhaja ko farashin manhaja.
5. Bayan kun girke manhajar, za a gan ta a wayarku.

Manhajojin da ake ba da shawarar ku sauke

Yi amfani da kyamarar wayarku ku yi “sikanin” ɗin lambobin QR (hotunan da ke cikin launin baki da fari masu alamar bango huɗu a kusurwowi uku) ta gefen dama. Idan wayarku ta yi rajistar lambobin QR, za ku ga wani mahadin shiga intanet ya fito a sikirin wanda za ku taba ya kai ku kafar intanet.

- Manhajar NHS – Wata manhaja ce da ke ba ku damar samun bayananku na lafiya, shirya ganawa da likita da samun bayanan magunguna, da kuma karɓar sakwanni da sanarwa



- Manhajar Red Kuros ta Burtaniya – Wata manhaja ce da ke samar wa yara da jarirai shawarwarin farko masu muhimmanci game da kiwon lafiya, wacce aka tsara ta don taimaka wa iyaye, kakanni da masu renon yara.



Yadda za ku saita manhajarku ta NHS


Harsuna

Ana samun manhajar NHS ce kafai a harshen Turanci. Idan kuna son fassarar manhajar to kuna bukatar amfani da wacce ake samu ta kafar intanet. Idan za ku yi haka to sai ku buɗe burauzarku ta kafar intanet

Idan ta wayar iPhone ce, burauzar ita ce Safari



Idan ta wayar Anduroyid ce, burauzar ita ce Chrome



Za ku rubuta wannan a cikin burauzar

<https://www.nhsapp.service.nhs.uk/login>

Ku dangwali wasu alamomi guda uku da suke ta tsaye kana ku/ko ku nemo alamar fassara.



Zabi harshen da kuke so a fassara muku cikinsa.

Yadda ake saita yadda za a shiga manhajar NHS

Don samun damar shiga manhajar NHS ko shafin yanar gizon, akwai bukatar ku saita yadda za a shiga manhajar NHS ɗin, wanda zai buƙaci:

- Adiresinku na imel
- Lambar wayarku ta tafi-da-gidanka ko lambar wayar gida.

Don samun wasu ayyukan, za ku kuma buƙaci:

- Lambarku ta NHS ko cikakken sunanku

- Kwanan watan haihuwarku
- Lambar akwatin gidan wayarku
- Katin tantance ku (fasfo, takardar lasisin tuƙi, ko katin zama ɗan Turai). Idan ba ku da katin hotonku da zai tantance ku, za ku iya tuntuɓar ofishin likitanku na gida don samun cikakkiyar damar shiga.

Yadda za ku saita tsarin shiga manhajarku ta NHS

1. Ku shiga kafar intanet ta kiwon lafiya, ko manhajar NHS
2. Ku shigar da adiresinku na imel
3. Ku kirƙiri lambobin tsaro
4. Shigar da lambar tsaro wacce aka aika muku ta imel

Yadda za ku samu cikakkiyar damar shiga manhajar NHS

Don samun cikakkiyar damar shiga manhajar NHS, akwai bukatar ku tantance kanku. Wani saƙo zai fito lokacin da kuka shiga Manhajar ko kuka ziyarci kafar intanet domin tantance kanku; idan ba ku samu wannan saƙon ba, to hakan na nufin kun riga kun samu cikakkiyar damar shigar

Domin tantance kanku, za a buƙaci ku ɗauki hoton katin tantance ku, ku ɗauki hoton fuskarku ta hanyar amfani da wayarku, kana ku shigar da lambarku ta NHS idan kun san ta. Shi Katin Hoto na tantance ku zai kasance ko dai fasfo ɗinku, lasisin tuƙi na Burtaniya (cikakke ko na wucin gadi), katin rajistar zama ɗan Burtaniya, Katin Ɗan Kasa, lasisin tuƙi na EU (cikakke), ko katinku na zama ɗan EU.

Idan kun gaza tantance kanku ko ba ku da hoton tantance kanku, to sai ku tuntuɓi ofishin likitanku na gida don samun taimako.